

# Survival Kit

**from Incheon Airport to SKKU**  
(Destination: I-House)



SUNG KYUN KWAN  
UNIVERSITY (SKKU)

# At the Incheon International Airport

There are three ways - airport limousine, subway and taxi - to get to your dormitory from Incheon International Airport. Considering travelling time and cost, we highly recommend that you take the airport limousine; subway is cheap and good, but rather complicated in transferring, while a taxi is too expensive.



Airport limousine  
6011

# 1. Upon Arrival

After getting your luggage from the carousel in the baggage claim area on the 1<sup>st</sup> floor of the airport, proceed to **Gate 6** to get to the limousine bus stops which are on the same floor.



Gate 6

Go to limousine bus stop **5B** and take the airport limousine **6011** which runs every 20 to 30 minutes. It is recommended to exit through Gate 6 as it is the nearest one to the limousine bus stop 5B.



6011

5B

\* **Note:** From Incheon International Airport, the first limousine starts at 06:15 and the last one at 22:30.

## 2. Purchasing a Ticket

Before getting on a bus, purchase the ticket in cash at the ticket box or pay the cash to the driver. One-way charge from the airport to the destination costs KRW 10,000.



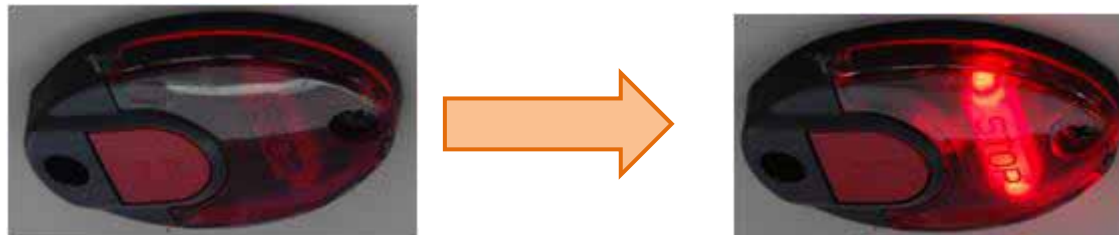
### 3. Limousine Stops

It will take around 90 minutes to get to the bus stop “**Sungkyunkwan University**” for *I-House, Maple House & Birch House, and Migaon Ville*; and about ten more minutes to “**Sungshin Women’s University**” for *Koart Ville*. It can take a little bit more or less time depending on the traffic. All stops are announced in English.

- 
- 1 Incheon International Airport
  - 2 Mapo-Gu Office, Subway Stop
  - 3 Seongsan Hall
  - 4 Yonsei University
  - 5 Ewha Womans Univ. Back (rear) Gate
  - 6 Gyeongbokgung (Subway Line3)
  - 7 Anguk Station (Subway Line 3)
  - 8 Changgyeonggung
  - 9 **Sungkyunkwan University**
  - 10 Hansung University (Subway Line 4)
  - 11 **Sungshin Women’s University**
-

## 4. Ready to Get Off

When your bus gets near to the bus stop of either “**Sungkyunkwan University**” or “**Sungshin Women’s University**,” push the red button attached on the wall to signal to the driver that you are ready to get off.



# I-House

1. When you get off at the bus stop called “Sungkyunkwan University”, you will notice a three-story Dunkin Donuts building on the other side of the street.

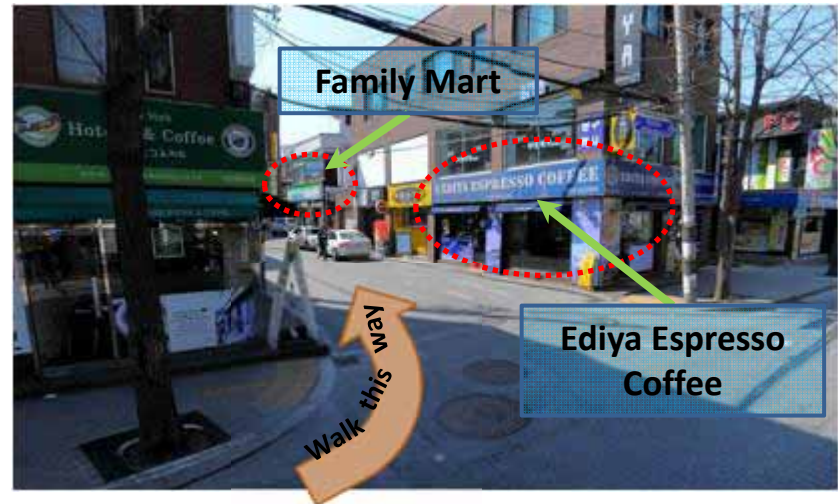


# I-House

- 2. Cross the street and walk straight down until you see Ediya Espresso Coffee.



- 3. At Ediya Espresso Coffee, you will turn left and walk to a small three-way intersection featuring a convenience store, Family Mart.





# I-House

- 4. From the intersection with Family Mart, turn right and walk straight for five-minutes. You will get to the dormitory building with the logo of SKKU, I-House.





# Survival Kit

**from Dormitory to SKKU(ILAS 2014 Venue)**  
(Destination: I-House)

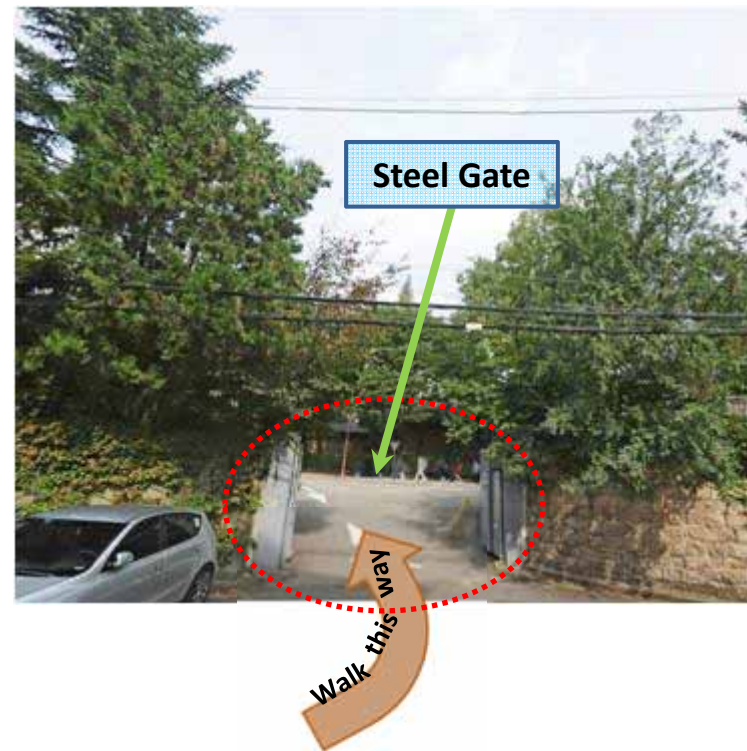
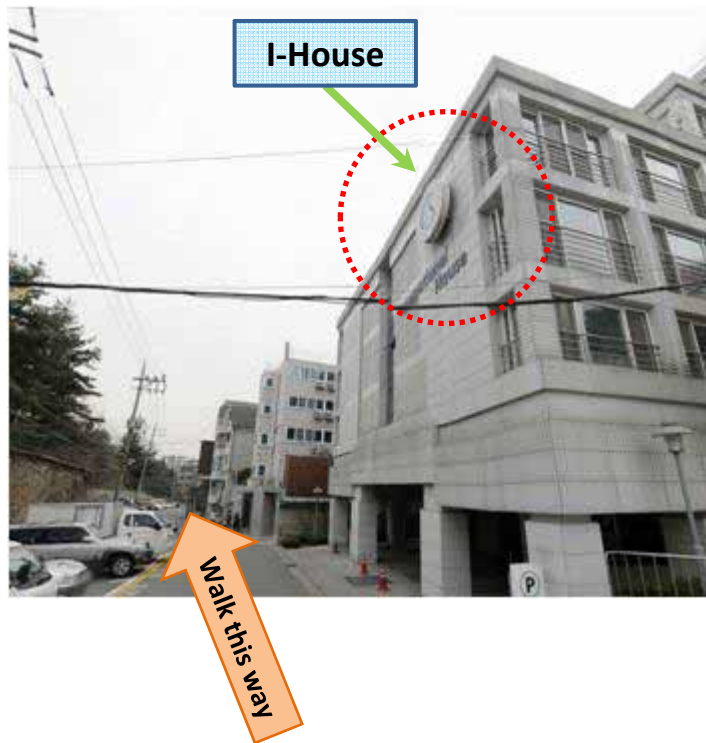


SUNG KYUN KWAN  
UNIVERSITY (SKKU)

---

# I-House

1. From the I-House, walk straight until you see steel gate.



# I-House

- 2. Walk straight until you see 600<sup>th</sup> Anniversary Hall.
- 3. If you see 600<sup>th</sup> Anniversary Hall, turn right. You will get to International Hall.

